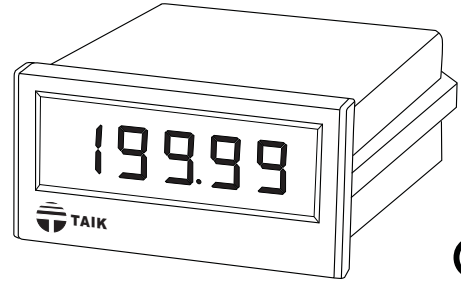


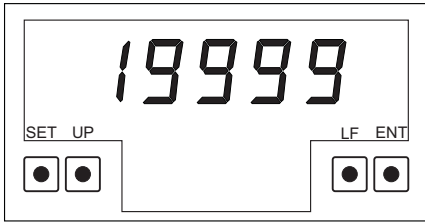


## FEATURES

- 4 1/2 display : -19999 ~ 19999
- Protocol : Modbus RTU Mode
- Easy-to wire, screw-type terminals
- Outside dimension is DIN standard (96 x 48mm)



## SPECIFICATION



Display .....	14.2mm (0.56") H, red LED
Input .....	RS 485
Baud rate .....	1200 ~ 38400
Frame .....	N82, O81, E81, N81
Address .....	1 ~ 255
Protocol .....	Modbus RTU Mode
Aux. power source .....	AC 110V / 220V, 50/60Hz
Power consumption .....	≤ AC 3VA
Operating temp. range .....	0 ~ 60°C
Storage temp. range .....	-10 ~ 70°C
Max. relative humidity .....	95%
Dielectric strength (IEC 60688) .....	AC 2KV/ 1 minute
	Input to power terminals
	AC 3KV/1 minute
	All terminals to case

### • Electromagnetic compatibility

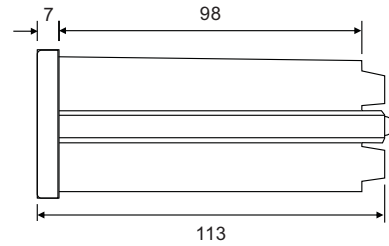
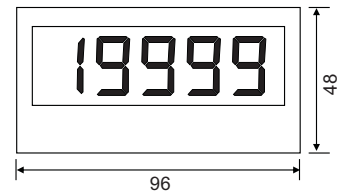
Withstanding impulse voltage.....IEC 61000-4-5

## ORDERING INFORMATION

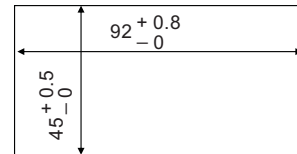
S2-412RS-

Input Signal	Aux. Source
1: RS 485 0: Option	1: AC 110V/220V 0: Option

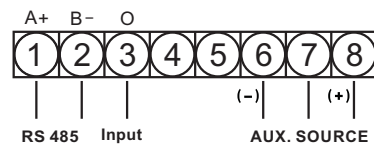
## OUTSIDE DIMENSION (UNIT:mm)



### • PANEL CUT-OUT



## CONNECTION DIAGRAM



- ⑦-⑧ AC 110V
- ⑥-⑧ AC 220V