

## FEATURES

- Converting a DC input into a standard process signal
- Plug-in omniconnect terminals
- Isolation: Input to output, between channels



## ORDERING INFORMATION

**MODEL: S4X-DS-**

**No. Of Channels** \_\_\_\_\_

1: 1 Channel  
2: 2 Channels

**DC Input Range** \_\_\_\_\_

A4: 4 ~ 20mA

**DC Output Range** \_\_\_\_\_

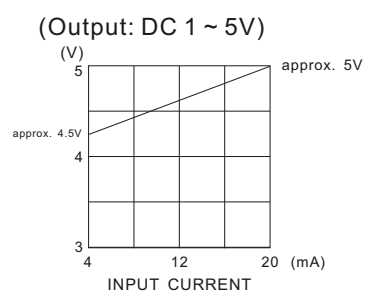
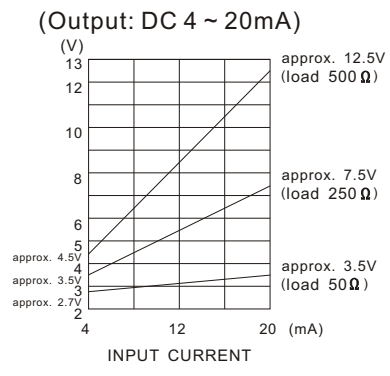
A4: 4 ~ 20mA  
V3: 1 ~ 5V

## SPECIFICATION

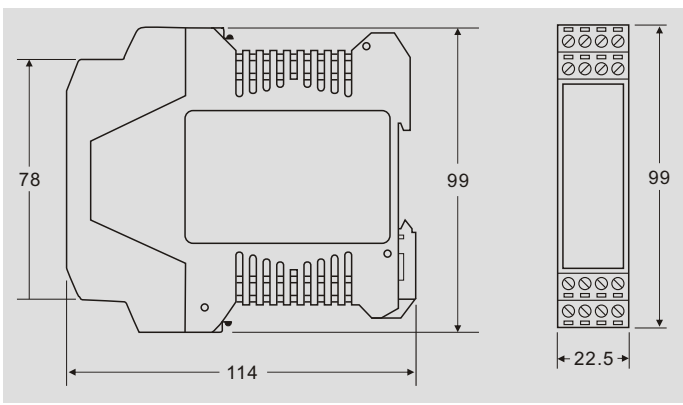
<b>Accuracy</b> .....	$\pm 0.1\% \text{RO}$ .
<b>Response time</b> .....	$\leq 200 \text{msec. } 0 \sim 99\%$ $\leq 50 \text{msec. } 0 \sim 99\%*$
<b>Output ripple</b> .....	$\leq 0.5\% \text{ RO. (Peak)}$
<b>Load effect</b> .....	0.02% of Meas. Value Per $50 \Omega$ Load
<b>Voltage drop</b> .....	Approx. 2.5V at 20mA*
<b>Operating current</b> .....	DC 3 ~ 22mA DC 0.3mA ~ 22mA*
<b>Load resistance</b> .....	$\geq 50 \text{K} \Omega$ 0 ~ $500 \Omega*$
<b>Temperature coefficient</b> .....	$\leq 0.015\% / ^\circ \text{C}$
<b>Operating temperature</b> .....	0 ~ $60 ^\circ \text{C}$
<b>Storage temperature</b> .....	-10 ~ $70 ^\circ \text{C}$
<b>Max. relative humidity</b> .....	90%
<b>Isolation</b> .....	Channel 1/Channel 2/Input/Output Channel 1/Channel 2 AC 1.0KV/min.
<b>Dielectric strength</b> .....	AC 1.5KV/min.
<b>Insulation resistance</b> .....	$\geq 100 \text{M} \Omega$ , DC 500V
<b>Impulse withstand test</b> .....	IEC 1000-4-5, class 4
<b>Weight</b> .....	Abt. 150g

\*Output: DC 4-20mA

## VOLTAGE BETWEEN INPUT TERMINAL



## THE OUTSIDE DIMENSION (UNIT: mm)



## SCHEMATIC CIRCUITRY & CONNECTION DIAGRAM

