



26.600 G

OEM Pressure Transmitter Standard

Applications

- ▶ mechanical and plant engineering
- ▶ general industrial applications

Characteristic

- ▶ ceramic sensor
- ▶ accuracy: 0.25 % FSO BFSL (0.5 % FSO IEC 60770)
- ▶ nominal pressure ranges from 0 ... 1 bar up to 0 ... 400 bar
- ▶ option: oil and grease free version



Technical Data

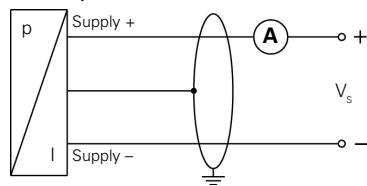
Input pressure range																		
Nominal pressure gauge [bar]	-1...0 ¹	1	1.6	2.5	4	6	10	16	25	40	60	100	160	250	400			
Nominal pressure abs. [bar]	-	1	1.6	2.5	4	6	10	16	25	40	60	100	160	250	400			
Overpressure [bar]	3	3	4	4	10	10	20	40	40	100	100	200	400	400	650			
Burst pressure [bar]	4	4	5	5	12	12	25	50	50	120	120	250	450	450	700			
Vacuum resistance	unlimited																	
¹ for this pressure range accuracy is ≤ 1 % FSO IEC 60770 (≤ 0.5 % FSO BFSL)																		
Output signal / Supply																		
Standard	2-wire:		4 ... 20 mA			/ V _S = 8 ... 32 V _{DC}												
Options	3-wire:		0 ... 10 V			/ V _S = 14 ... 30 V _{DC}												
	3-wire ratiometric:		V _{Sig} = 0.5 ... 4.5 V _S			/ V _S = 5 ± 0.5 V _{DC}												
Performance																		
Accuracy	IEC 60770 ² : ≤ ± 0.5 % FSO									BFSL: ≤ ± 0.25 % FSO								
Permissible load	2-wire: R _{max} = [(V _S - V _{Smin}) / 0.02] Ω									3-wire: R _{min} = 10 kΩ								
Influence effects	supply: 0.05 % FSO / 10 V									load: 0.05 % FSO / kΩ								
Response time	2-wire: ≤ 10 msec						3-wire: ≤ 3 msec											
Measuring rate	1 kHz																	
² accuracy according to IEC 60770 – limit point adjustment (non-linearity, hysteresis, repeatability)																		
Thermal effects (Offset and Span) / Permissible temperatures																		
Thermal error	≤ ± 0.3 % FSO / 10 K						permissible temperatures: -25 ... 85 °C											
Permissible temperatures	medium: -25 ... 125 °C						electronics / environment: -25 ... 85 °C						storage: -40 ... 85 °C					
Electrical protection																		
Short-circuit protection	permanent						3-wire ratiometric: none											
Reverse polarity protection	no damage, but also no function																	
Electromagnetic protection	emission and immunity according to EN 61326																	
Mechanical stability																		
Vibration	10 g, 25 Hz ... 2 kHz						according to IEC 68-2-6											
Shock	500 g / 1 msec						according to IEC 68-2-27											

Materials	
Pressure port / housing	stainless steel 1.4301 (304)
Seals (media wetted)	FKM others on request
Diaphragm	ceramics Al ₂ O ₃ 96 %
Media wetted parts	pressure port, seals, diaphragm
Miscellaneous	
Weight	approx. 120 g
Current consumption	2-wire: max. 25 mA 3-wire ratiometric: typ. 1.5 mA 3-wire voltage: typ. 5 mA (short circuit current: max. 20 mA)
Operational life	> 100 x 10 ⁶ cycles
CE-conformity	EMC Directive: 2004/108/EC Pressure Equipment Directive: 97/23/EC (module A)³

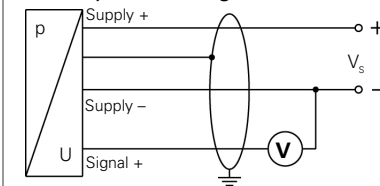
³ This directive is only valid for devices with maximum permissible overpressure > 200 bar

Wiring diagrams

2-wire-system (current)



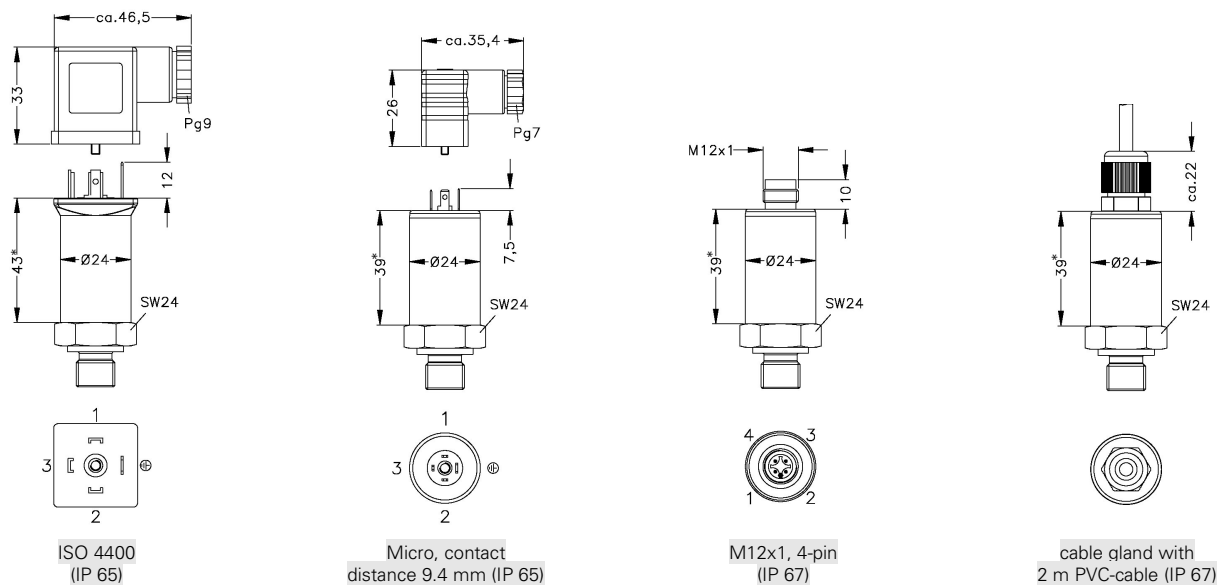
3-wire-system (voltage)



Pin configuration

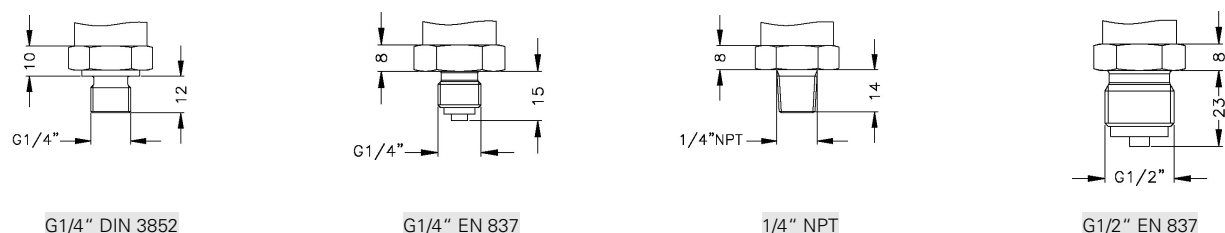
Electrical connection	ISO 4400	Micro (contact distance 9.4 mm)	M12x1 (4-pin), plastic	cable colour (DIN 47100)
Supply +	1	1	1	white
Supply -	2	2	2	brown
Signal + (for 3-wire)	3	3	3	green
Shield	ground pin	ground pin	4	yellow / green

Electrical connections (dimensions in mm)



* pressure range P_N = 400 bar: total length increases by 12 mm

Mechanical connection (dimensions in mm)



This data sheet contains product specification, properties are not guaranteed. Subject to change without notice.

